

AZAAN INTERNATIONAL SCHOOL

Grade - I

Activity Sheet- I

Subject-ENGLISH

Name: _____ Class: _____ Sec: _____

I. Look at the pictures given below. Read the sentences and number the pictures in an order of 1 to 4 and fill up the squares.



Tim brings his fish to put in the bowl.



He puts stones and plant in the bowl.



Tim fills the bowl with water.



He feeds his fish.

II. Identify the pictures and fill in the blanks with correct word for each. Choose the words from the given help box.

Dentist

plumber

policeman

firefighter



1. A _____ catches the thief.



2. A _____ takes care of our teeth.









3. A _____ puts out the fire.



4. A _____ fixes the leaking taps.

III. Think and write some proper nouns for each common noun.

	Common Noun	Proper Noun
	boy	Ali, Sam, Raj
	car	
	shoes	
	eraser	
	drinks	

	<p>television</p>	
---	-------------------	--

IV. Write the plural forms of the given nouns using 's' or 'es'.

One (singular)

Many (plural)

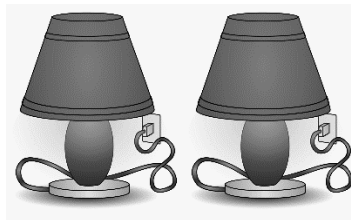
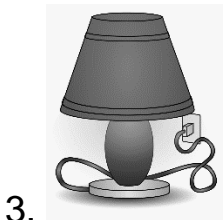


Cat

cats



glass




Lamp

4.

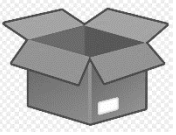


Chair

-

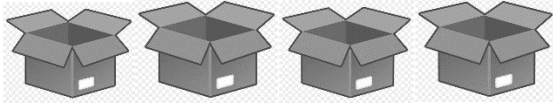


5.



Box

-



AZAAN INTERNATIONAL SCHOOL

Grade - I

Activity Sheet- II

Subject-ENGLISH

Name: _____ Class: _____ Sec: _____

LESSON: 1. ROAR, KIMBA, ROAR!

I. Look at the pictures and write a sentence with 'a' or 'an' for each. Circle 'a' and 'an' in the sentences.



1. **Example:** I have an orange.



2. _____.



3. _____.




4. _____.

5.



II. Match the animals with their babies and complete the given sentences.

1.



Cow



cub

2.




Horse



larva

3.



Sheep



calf

4.




Bee



foal

5.



Tiger



lamb

1. I am a cow. My baby is called a _____.
2. I am a _____. My baby is called a foal.
3. I am a _____. My baby is called a lamb.
4. I am a bee. My young one is called a _____.
5. I am a tiger. My young one is called a _____.

III. Arrange each set of words in the order of alphabet.

Alphabetical order

A B C D E F G H I J K L M N O P Q R S T U V W X Y Z

1. Shop cafe tea cake

_____.

2. Foot knee ankle leg

_____.

3. Orange grapes mango banana

_____.

4. Table chair bed sofa

_____.

5. Pencil book sharpener eraser

_____.


IV. Say the words for each picture. Circle the letters to complete each word.
Write the letters on the line.



1.

all ell

B _____



2.

ill all

W _____



oll ass

3.

D _____



ass nny

4.


Gl _____



ell ppy

5.

Pu _____



ppy nny

6.

Su _____

III. Tick the lightest.

A. Balloon Table

B. Water bottle Feather

C. Ribbon Car

IV. Colour the biggest house.



V. If Tina did not eat her tiffin, will her tiffin box be empty or full?

Tick the correct answer.

Empty

Full

VI. Which direction does this arrow point?

Tick the correct answer.



Right

Left

AZAAN INTERNATIONAL SCHOOL

Grade - I


Activity Sheet- II

Subject-MATHS

Name: _____ Class: _____ Sec: _____

Chapter No: 2. INTRODUCTION TO NUMBERS


I. Count the number of eggs present in the basket and write the number in the box given below.




II. Count and match the fingers with the numbers given below.




6



7



9


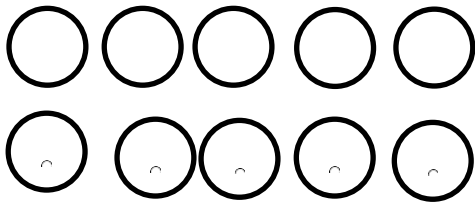


8

III. Tick the set which has one less.




IV. Are there as many balloons as the circles? Tick Yes or No.



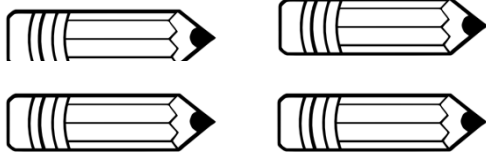
Yes

No

V A. Count the number of trees and colour as many squares as the number of trees.




B. Count the number of pencils and draw as many triangles as the number of pencils.


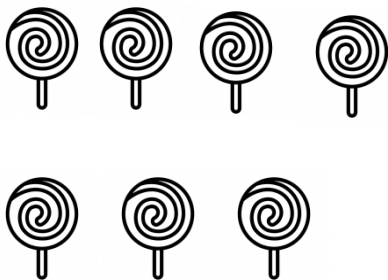


VI. Draw slanting lines and dots.

A. Show ten apples by drawing ten slanting lines in the box given below.



B. Show seven lollipops by drawing seven ● dots.



AZAAN INTERNATIONAL SCHOOL

Grade - I

Activity Sheet- I

Subject-E.V.S

Name: _____ Class: _____ Sec: _____

LESSON NO: 1. ABOUT ME

I. Introduce Yourself

1. What is your name?

My name is _____



2. How old are you?

I am _____



3. Which school do you go to?

I go to _____




4. In which grade do you study?

I study in _____



5. What subject do you like?

I like _____



II. Colour the activities you like to do the most.



AZAAN INTERNATIONAL SCHOOL

Grade - I

Activity Sheet- II

Subject-EVS

Name: _____ Class: _____ Sec: _____

LESSON: 2 OUR BODY IS WONDERFUL

LESSON: 3 OUR SENSE ORGANS

I. Fill in the missing letters and match each word to the correct part of the body.

N__S__

E__E

N__K

_AR

M__TH

C__ST

_A_D

L_G

F__T


S_O_A__

_OE

K_E__

F__GE_S

H__A__



II. Look at the pictures and complete the statements. Choose the correct option from the help box.

nose to breathe	hands to clap	legs to jog
ears to hear	mouth to eat	eyes to see

a. I have two _____.



b. I have one _____.



c. I have two _____.



d. I have one _____.



e. I have two _____.



f. I have two _____.





III. Look at the pictures in each row. Identify the right sense organ being used for the given pictures. Draw and label the correct sense organ in the given boxes.

1.   

2.   

3.



4.



5.



AZAAN INTERNATIONAL SCHOOL

Grade - I

Activity Sheet- I

Subject- HINDI

Name: _____ Class: _____ Sec: _____

। नीचे दिए गए अक्षरों का सुलेख लिखिए

अ- _____

आ- _____

इ- _____

ई- _____

उ- _____

ऊ- _____

ऋ- _____

ए- _____

ऐ - _____



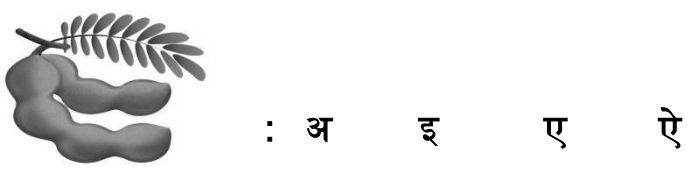


ओ- _____

औ- _____

अं- _____

अः - _____


II. नीचे दिए गए चित्र को पहचान कर पहला अक्षर पर गोला लगाइए



III. नीचे दिए रिक्त स्थानों की पूर्ति सही अक्षर से करिए

अ ----- आ ----- इ ----- उ ----- ऊ ----- ऋ ----- ए -----
----- ऐ ----- ओ ----- औ ----- अं -----

IV. नीचे दिए गए अक्षरों के सही शब्द से मिलान करिए



औ



ऐ



अं



ए



ओ

V. नीचे दिए गए चित्रों को पूर्ति करके उस में रंग भरिए



AZAAN INTERNATIONAL SCHOOL


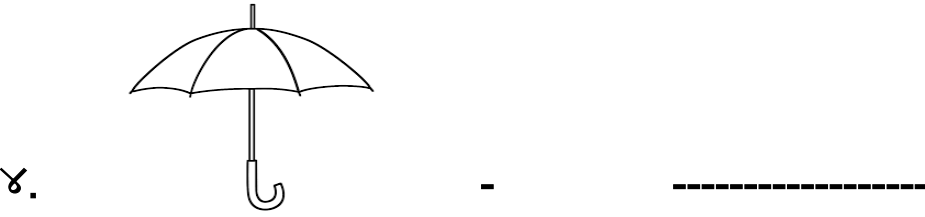

कक्षा: I

कार्य-पत्र -२ (worksheet -2)

विषय : हिंदी

Name: _____ Class: ____ Sec: _____

I. नीचे दिए गए चित्रों के सामने उस का पहला वर्ण लिखिए



II. नीचे दिए गए व्यंजनों की पूर्ति करिए_

क ----- ग -----

च ----- ज ----- ञ

ट ----- ढ ----- ढ -----

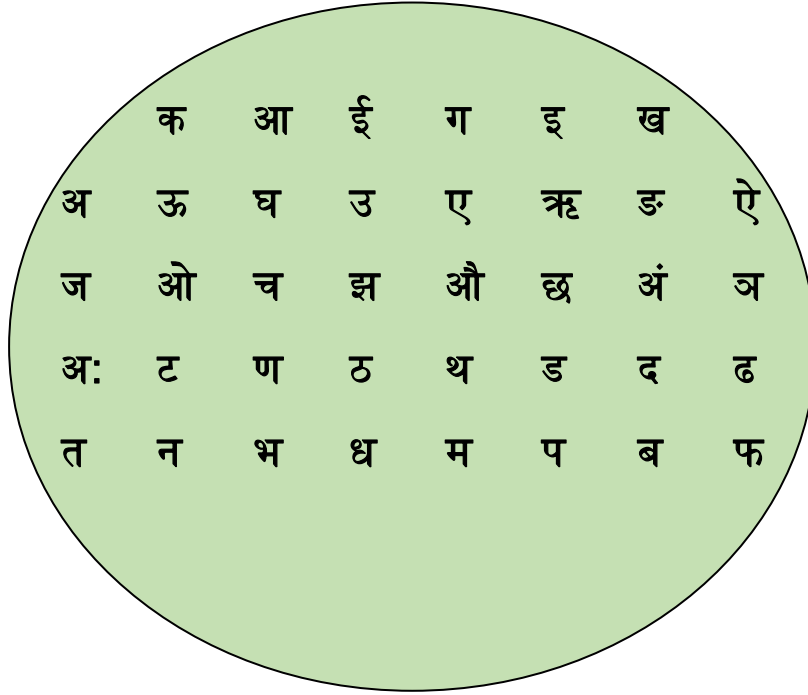
त ----- द ----- न

प ----- ब -----

य ----- ल ----- श ----- स -----

क्ष ----- श्र

III. स्वर और व्यंजनों को छाँटकर अलग करो और उन्हें क्रम से लगाओ _



१ स्वर :

२. व्यंजन :

IV. नीचे दिए गए दो अक्षरों को मिलाकर नया शब्द बनाइए _

१. फ + ल = _____

२. घ + र = _____

३. ब + स = _____

४. ह + ल = _____

५. ज + ग = _____

६. ध + न = _____

७. न + ल = _____


८. व + न = _____

९. ट + ब = _____

१०. छ + त = _____

V. नीचे दिए गए चित्रों में रंग भरिए _


१.



२.



३.



AZAAN INTERNATIONAL SCHOOL



Grade - I

Activity Sheet- I

Subject- URDU

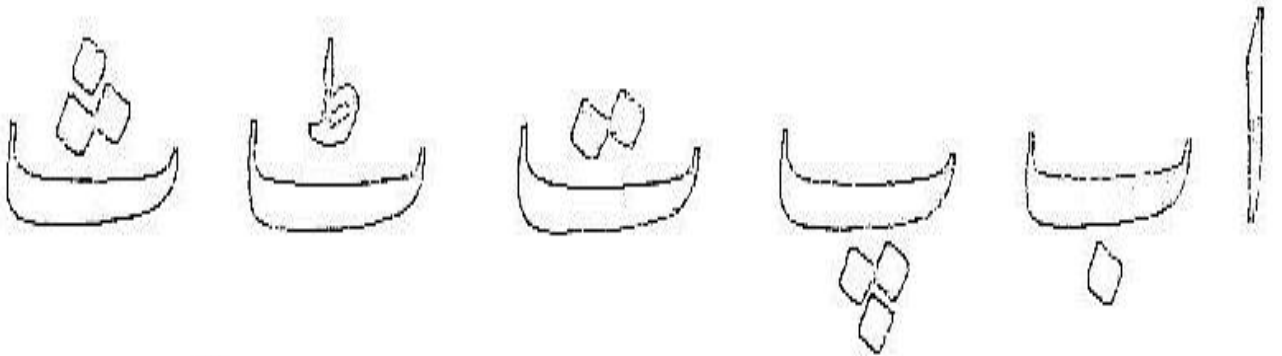
_____ Sec: _____ Class: _____ Name: _____

-I خالی جگہوں کو پر کیجئے:-



-II حروف میں رنگ بھریئے:-

Colour the Urdu Alphabet



AZAAN INTERNATIONAL SCHOOL


Grade – I

ACTIVITY SHEET-II

Subject- URDU

Name: _____ Class: _____ Sec: _____

۱۔ "ج" اور "چ" کے خاندان کو ان کے صحیح تصویروں کے آگے لکھیے۔



twinkl.com



AZAAN INTERNATIONAL SCHOOL


Grade – I

ACTIVITY SHEET-III


Subject- URDU

Name: _____ Class: _____ Sec: _____

1- "ح" والے حروف کو اس تتلی میں لکھیے اور رنگ بھریے



2- "خ" والے حروف کو اس پھول میں لکھیے اور رنگ بھریے۔



3- ان حروفوں میں صحیح نقطے لگائیے۔

ح

ح

ح

ح

AZAAN INTERNATIONAL SCHOOL



Grade – I

ACTIVITY SHEET-IV

Subject- URDU

Name: _____ Class: _____ Sec: _____

1 - اس جنگل میں سے حروفوں کو تلاش کر کے صحیح ترتیب سے لکھیے۔



AZAAN INTERNATIONAL SCHOOL


Grade – I

ACTIVITY SHEET-V


Subject- URDU

Name: _____ Class: _____ Sec: _____


1- دیئے گئے حروف کی ادھی شکلیں لکھیئے۔




ج




چ



ح



خ



د

AZAAN INTERNATIONAL SCHOOL

Grade – I

ACTIVITY SHEET-VI

Subject- URDU

Name: _____ Class: _____ Sec: _____

1- اُردو كى گنتى كو ٻندسون ميں لكھ كر شكلوں سے ظاہر كيجئے۔

		۱
		۲
		۳
		۴
		۵
		۶
		۷
		۸
		۹
		۱۰